

# Swiss Biotech Report 2022

Frederik Schmachtenberg, Michael Altorfer

May 2, 2022

# Steering Committee Swiss Biotech Report 2022



Laura Suter-Dick



Frederik Schmachtenberg



Sirpa Tsimal



Jan Lucht



Fabian Gerber



Hans-Peter Meyer



Michael Altorfer



David Rees



Florian Fisch



Corinne Goetschel  
Project Leader

## Sector again performs exceptionally well at all levels

- Capital investments in Swiss biotech companies reached CHF 3.33B (USD 3.53B) with continued strong international participation
- R&D investments increased to a record high of CHF 2.56B (USD 2.71B)
- The number of employees in Swiss R&D biotech companies increased by 9.5%
- Swiss biotech sector made significant contributions to address the impact of COVID-19
- Switzerland was ranked at the top of the Global Innovation Index for the 11<sup>th</sup> consecutive year







## The year in figures

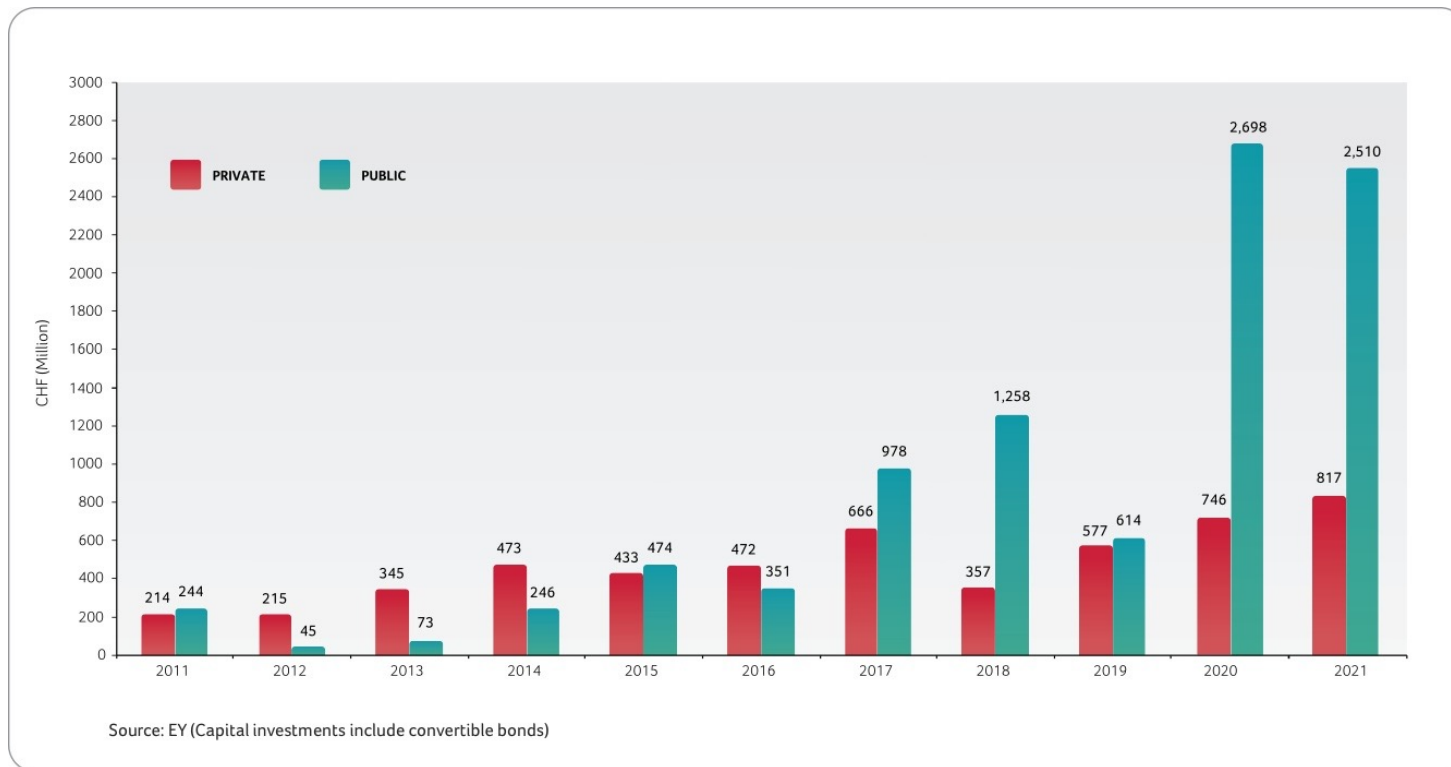


The 2021 data in the presented tables is based on information that was available up until March 31, 2022, when this report was compiled and went to press. At this time, some of the companies had not yet disclosed their financial figures for 2021. Therefore, some figures were carefully extrapolated on the basis of the latest interim data publicly available (i.e., Q3 or Q4 2021)

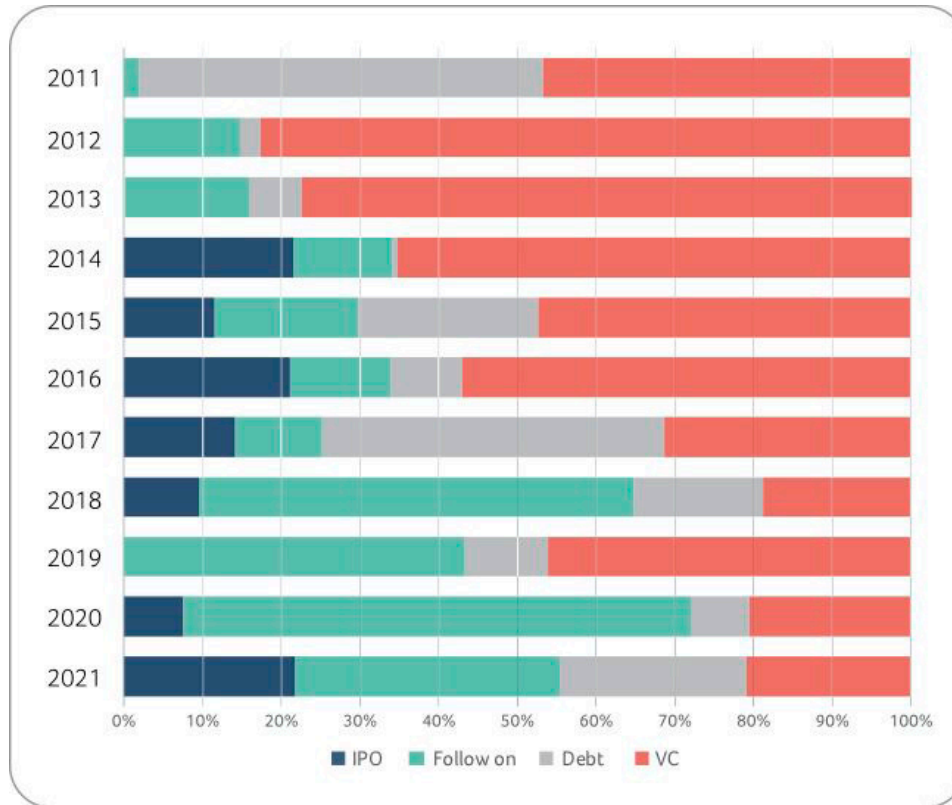


# Capital investments in Swiss biotech companies 2011-2021

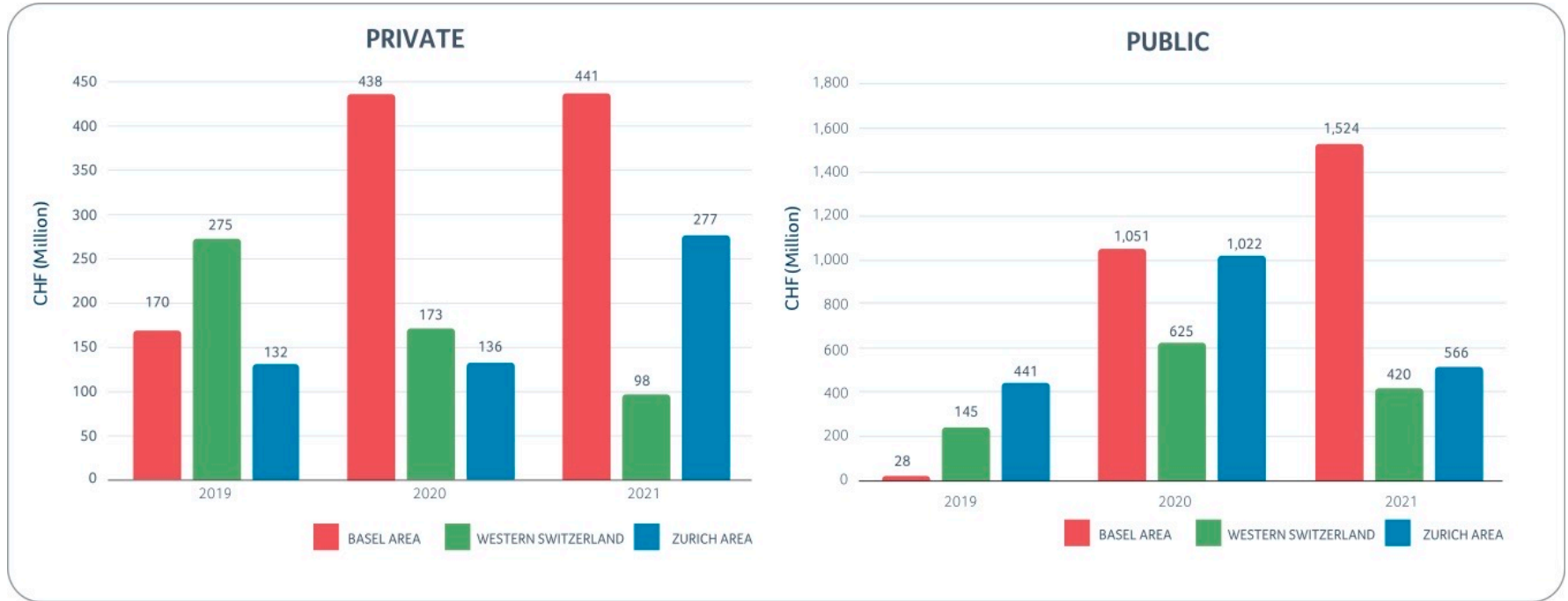
## Private and public Swiss biotech companies



# Biotech financing categories in Switzerland 2011-2021



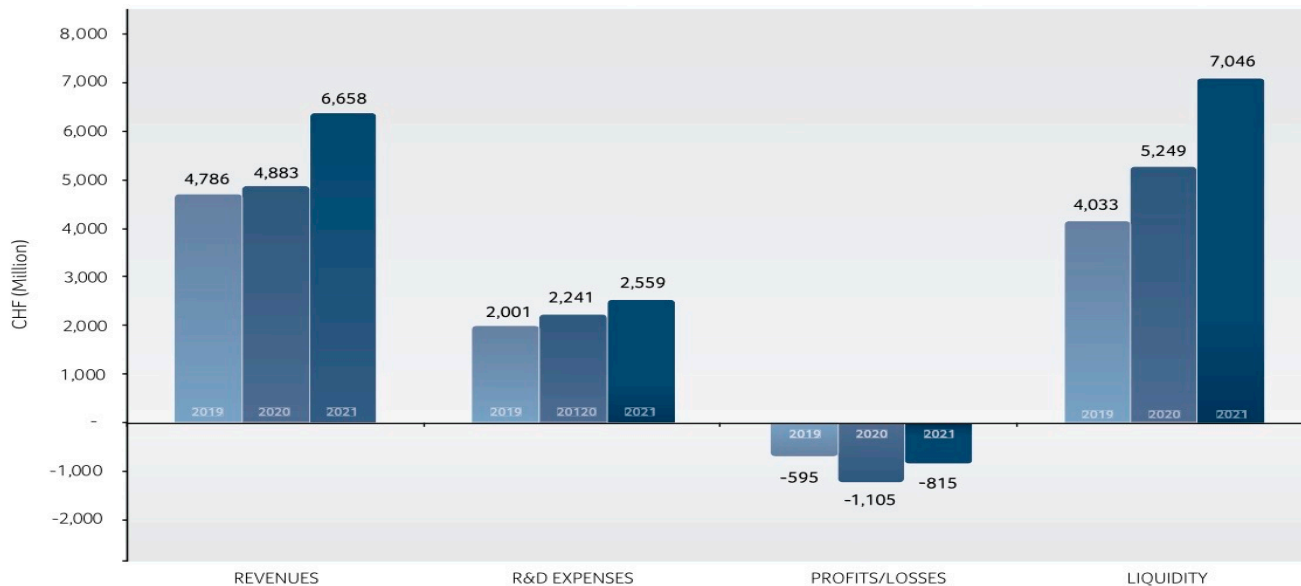
# Public and private Swiss regional financing 2019-2021





# Revenues, R&D expenses, profit/loss, liquidity 2019-2021

## Total Swiss biotech companies

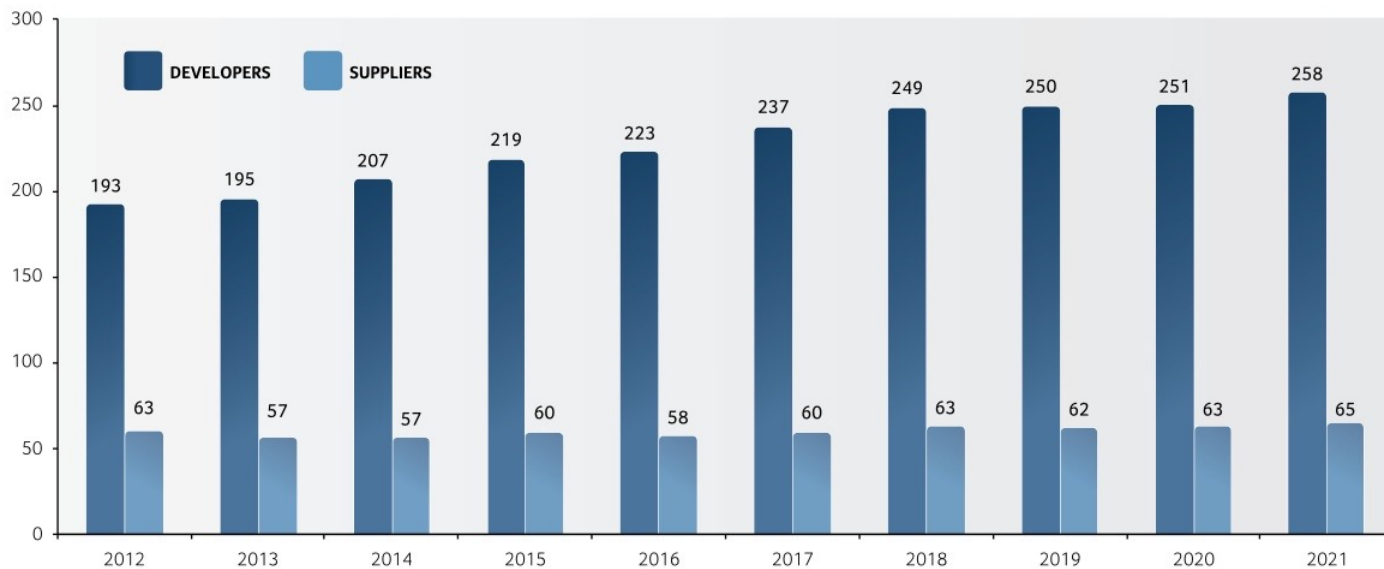


Source: Annual Reports, website information and EY

Note: 2020 information restated based on public company restatement information

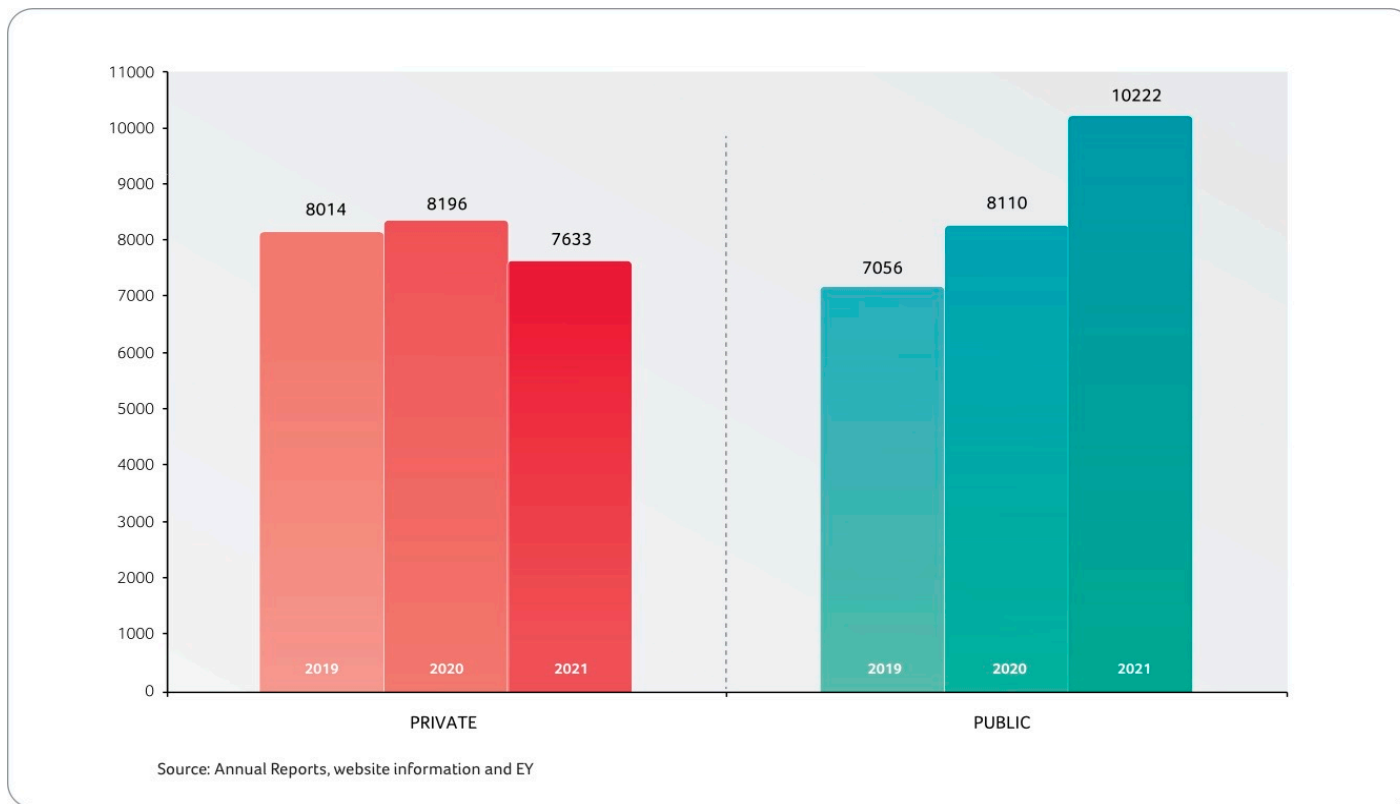
Note: The 2021 data in above tables is based on information that was available up until March 31, 2022. At this time, some of the companies had not yet disclosed their financial figures for 2021. Therefore some figures were carefully extrapolated on the basis of the latest interim data publicly available (i.e. Q3 or Q4 2021).

# Number of biotech companies in Switzerland 2012-2021



Source: Swiss Biotech Association, website information, EY

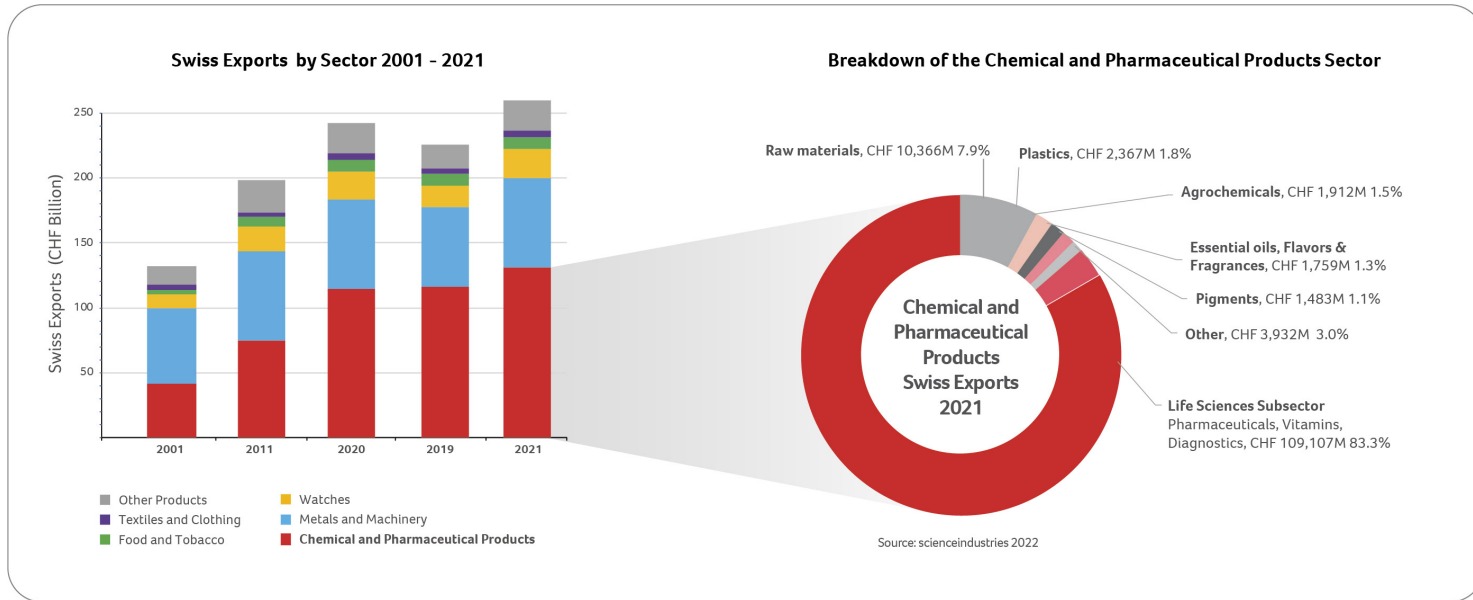
# Number of Swiss R&D biotech employees 2019-2021





# Life science exports CHF 109.0 bn, up from CHF 99.1 bn in 2020

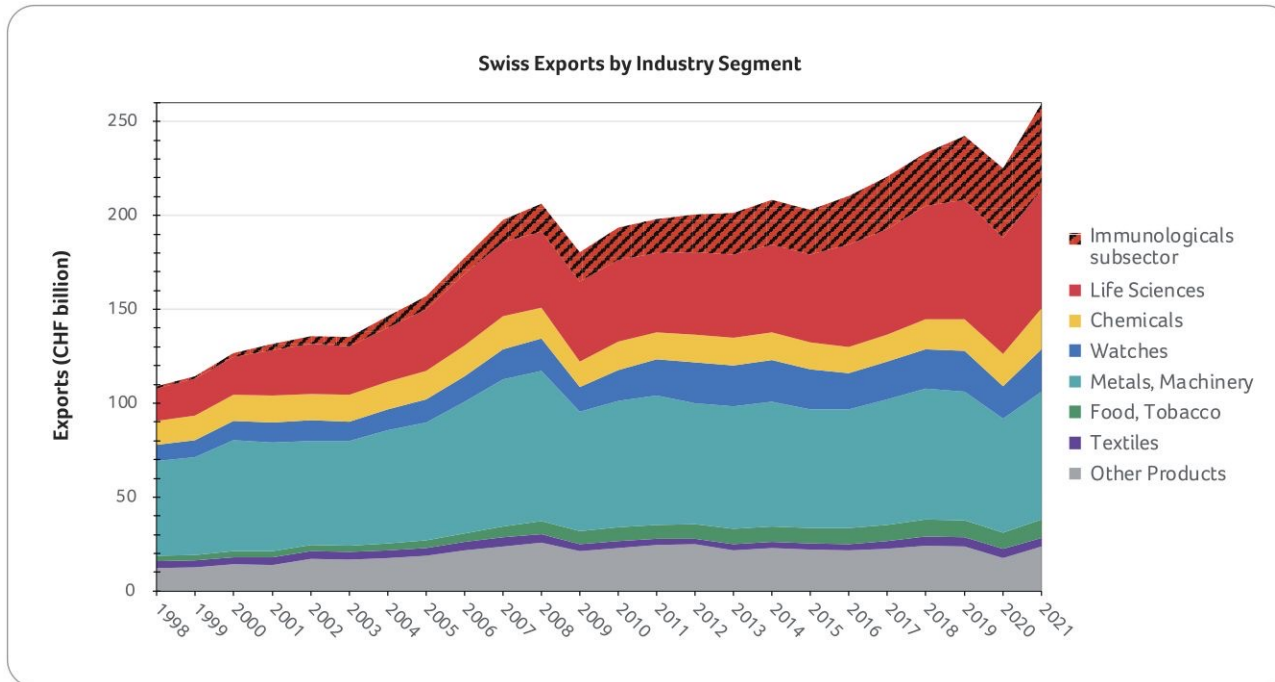
## Pharma and biotech represent 42% of Swiss exports



Life science sector has grown by a factor of 4.5 since 2000, making it the strongest single driver of Swiss export growth

# Life science exports CHF 109.0 bn, up from CHF 99.1 bn in 2020

## Pharma and biotech represent 42% of Swiss exports



Especially strong growth in innovative immunologicals of 23.7%



# Main theme of the Swiss Biotech Report 2022

## Sources of Swiss innovation





## Swiss biotech ecosystem response to COVID-19

### **COVID-19 therapeutics:**

- Vir Biotechnology/Humabs and GSK received FDA Emergency Use Authorization for sotrovimab in treatment of mild-to-moderate COVID-19 in high-risk adults and pediatric patients
- Molecular Partners and Novartis initiated global EMPATHY trial of ensovibep targeting omicron and potential future variants

### **Swiss National Science Foundation (SNSF), Innosuisse & biotechnet:**

- biotechnet Switzerland initiated a wide range of public/private partnership projects to address the challenges of the Covid-19 pandemic (diagnostics, antibacterial textile treatment, patient monitoring)
- Innosuisse initiated the “Innovation Power Switzerland” program to foster additional public/private partnerships in January 2021



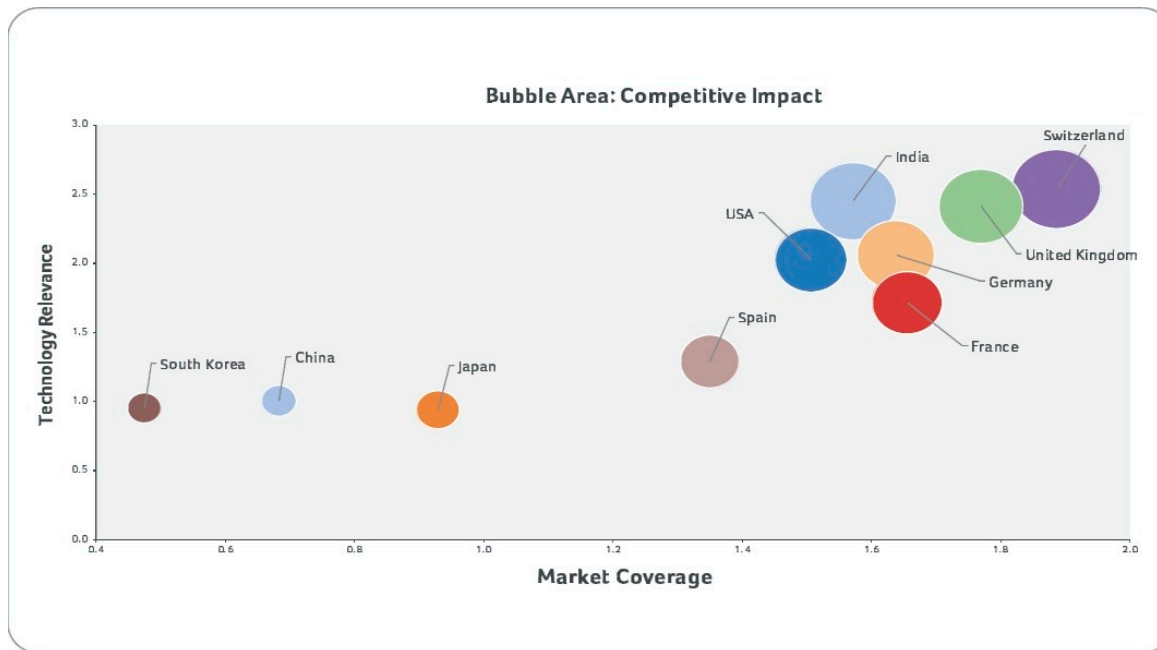
# Swiss Biotech Report 2022 - Sources of Swiss innovation

## Thriving ecosystem delivers innovation

- First in Global Innovation Index for over a decade
- Swiss biotech industry focused on international medical needs and collaborations
- Government support focused on academic research and talent formation
- Public-Private Partnerships play strong role
- Biotech patents: Switzerland has the highest market coverage and exceptionally high technology relevance
- New concepts such as blockchain and AI being embraced
- Sparks segment of SIX Swiss Exchange supporting innovative SMEs
- Attractive biotech hub for international talent, investors and manufacturers

# Swiss Biotech Report 2022 - Sources of Swiss innovation

World-class patents: Switzerland has the highest market coverage and exceptionally high technology relevance





# Swiss Biotech Report 2022 - Sources of Swiss innovation

## Development of biotech IP from 2000 - 2019

Biotech Tagged	Active Families Publication Date				Aggregated Totals / Score
	2000-2004	2005-2009	2010-2014	2015-2019	2000-2019
Switzerland total	292	819	1,097	1,570	3,778
World total	10,047	35,437	75,028	159,175	279,687
Switzerland as percentage of world	2.9	2.32	1.7	1.0	1.4
Ratio Switzerland top decile-ranked percentage to world top decile-ranked percentage	1.7	2.2	2.8	3.4	3.0

# New Sparks segment at SIX Swiss Exchange aims to ignite the SME life sciences sector

Requirement	SIX Main Market	Sparks (SME Segment)
Track Record	> 3 years (possibility of exemption)	> 2 years (possibility of exemption)
Equity-capital requirement	> CHF 25 million	> CHF 12 million
Capital-increase requirement	-	> CHF 8 million (none if equity capital > CHF 25 million)
Max. market capitalization at listing	-	< CHF 500 million
Max. market capitalization post listing	-	< CHF 1 billion (transfer to SIX main market if average over 12-month period is higher)
Freely tradable shares (out of the outstanding shares)	> 20%	> 15%
Market capitalization of freely tradable shares	> CHF 25 million	> CHF 15 million
Min. number of investors	-	> 50 investors
Trading hours	<ul style="list-style-type: none"> <li>▪ Opening auction at 9 am</li> <li>▪ Continuous trading until 5.20 pm</li> <li>▪ Closing auction and TAL until 5.40 pm</li> </ul>	<ul style="list-style-type: none"> <li>▪ Opening auction at 3 pm</li> <li>▪ Continuous trading until 5.20 pm</li> <li>▪ Closing auction and TAL until 5.40 pm</li> </ul>



## Blockchain applications move into life sciences

- Swiss law enabling Swiss Crypto Valley pioneers to move into life sciences
- Seen as key enabler across whole development chain - from basic research and trials to manufacturing and distribution:
  - SIBC facilitates new raw material development
  - Molecule supplies non-fungible tokens for decentralized open-source drug development
  - D36 builds immutable notary ledgers to ensure security and data privacy
  - Verum offers fractionalized royalty deals to open new investor channels
  - Pharmaledger provides an overall platform to support design and adoption of blockchain

# SWISS BIOTECH SUCCESS STORIES

Sponsors



Supported by

WISSENSCHAFT.  
BEWEGEN  
GEBERT RUF STIFTUNG

Basel-Stadt

INNOTIO

TS Kommunikation

Organized by







## Celebrating and honoring major achievements

The Swiss Biotech Association has launched Swiss Biotech Success Stories to celebrate those who have made significant contributions to the industry



# SWISS BIOTECH SUCCESS STORIES

Dedicated to scientists, pioneers, entrepreneurs, innovators and supporters who led the way, opened the horizon and prepared the ground for lasting achievements

Swiss Biotech Success Stories accentuate past industry highlights and act as motivator for future achievements

## Success Stories Award winners 2022



Etienne Jornod, CEO of OM Pharma

**SWISS BIOTECH  
SUCCESS STORIES**

Celebrating and honoring  
major achievements

# Switzerland: A dynamic biotech ecosystem

## Key 2021 figures at a glance

